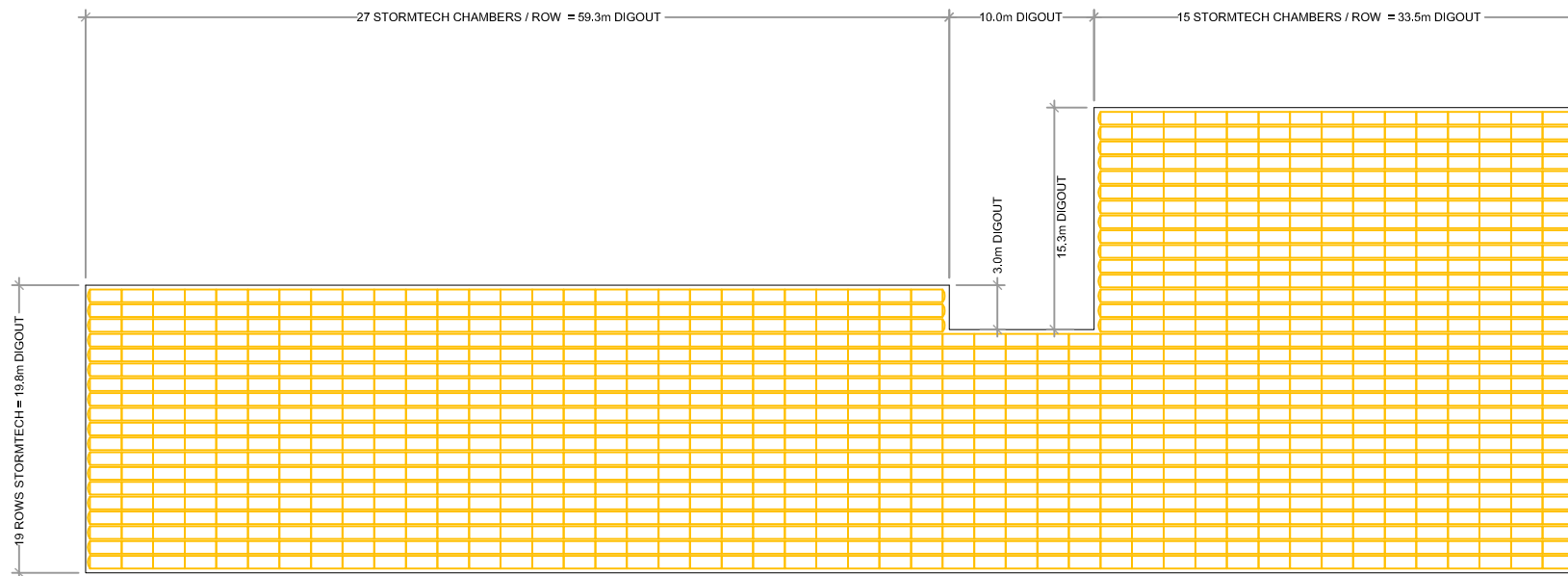
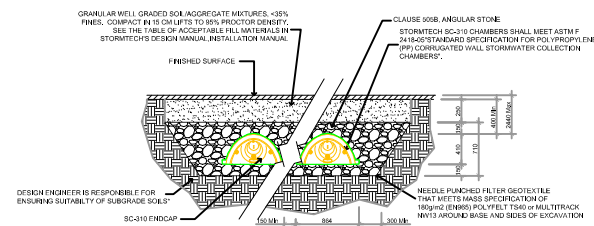


NOTE:
 ALL DIMENSIONS TO BE CHECKED ON SITE.
 NO DIMENSIONS TO BE SCALED FROM THIS DRAWING.
 THIS DRAWING IS TO BE READ IN CONJUNCTION WITH
 RELEVANT CONSULTANTS DRAWINGS.

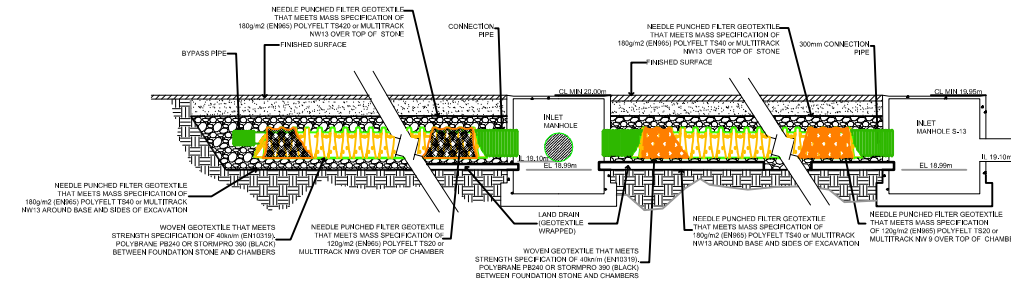
NO PART OF THIS DOCUMENT MAY BE REPRODUCED
 OR TRANSMITTED IN ANY FORM OR STORED IN ANY
 RETRIEVAL SYSTEM OF ANY NATURE WITHOUT THE
 WRITTEN PERMISSION OF THE CONSULTING
 ENGINEER AS COPYRIGHT HOLDER EXCEPT AS
 AGREED FOR USE ON THE PROJECT FOR WHICH THE
 DOCUMENT WAS ORIGINALLY ISSUED.



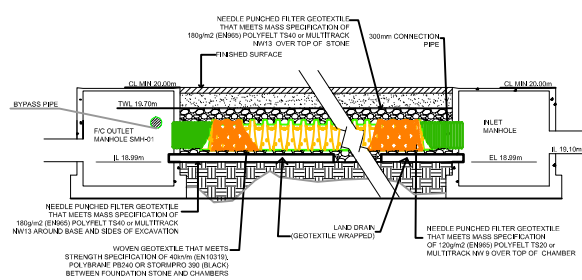
PROPOSED CHAMBER LAYOUT PLAN



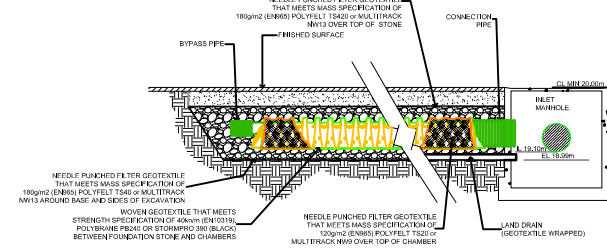
STORMTECH CHAMBER CROSS SECTION A-A.



STORMTECH ISOLATOR ROW CROSS SECTION B-B.



STORMTECH ISOLATOR ROW CROSS SECTION C-C.



STORMTECH ISOLATOR ROW CROSS SECTION D-D.

REV.	DESCRIPTION	BY	APPR.	DATE
------	-------------	----	-------	------

NJOG N.J.O'GORMAN & ASSOCIATES LTD.
 ENGINEERING AND DEVELOPMENT MANAGEMENT CONSULTANTS
 DUBLIN HARCOURT CENTRE, BLOCK 4,
 HARCOURT ROAD, DUBLIN 2.
 T +353 1 475 5244 contactus@njog.ie www.njog.ie

CLIENT
 Lagan Homes Drogheda Ltd.

PROJECT
 Development at Newfoundwell Road,
 Drogheda, Co. Louth.

JOB NUMBER: 18/032
 DATE: November 2018
 SCALE: Not to scale
 DRAWN: DOS
 CHECKED: JOD
 STATUS:

DRAWING
 Site Services
 Stormwater Attenuation Details

CAD FILE
 CAD REF.
 DRAWING NO. REVISION

PLANNING

DL-326

COPYRIGHT©